

Highlighting PER - The Journey from Traditional Instruction to Active Learning

Laurie McNeil

Dept. of Physics & Astronomy

Univ. of North Carolina at Chapel Hill



THE UNIVERSITY
of NORTH CAROLINA
at CHAPEL HILL



DEPARTMENT of PHYSICS *and* ASTRONOMY
THE UNIVERSITY OF NORTH CAROLINA AT CHAPEL HILL

Beginning



tracydiziere.com

...and beginning to excel

Ordinary path to professorship

“Played school” as a child



www.Masterfile.com



www.universitylanguage.com

Typical lecture-based undergrad education

One year as TA in grad school (almost no training)




After postdoc, arrived at UNC as Assistant Professor in 1984, began to establish research program



Given instruction in how to teach:

You are teaching Modern Physics. Here is the textbook. The class meets in 247 Phillips Hall.



Became a “successful” teacher

Formal award:

Bowman and Gordon Gray Term Professorship
1996-99

*“for excellence in inspirational teaching of
undergraduate students”*

College of Arts & Sciences

Informal award:

Crystalline Quartz Award

*“for her outstanding clarity lecturing and amusingly
neat presentations”*

Senior physics majors, class of 1990



Awakening

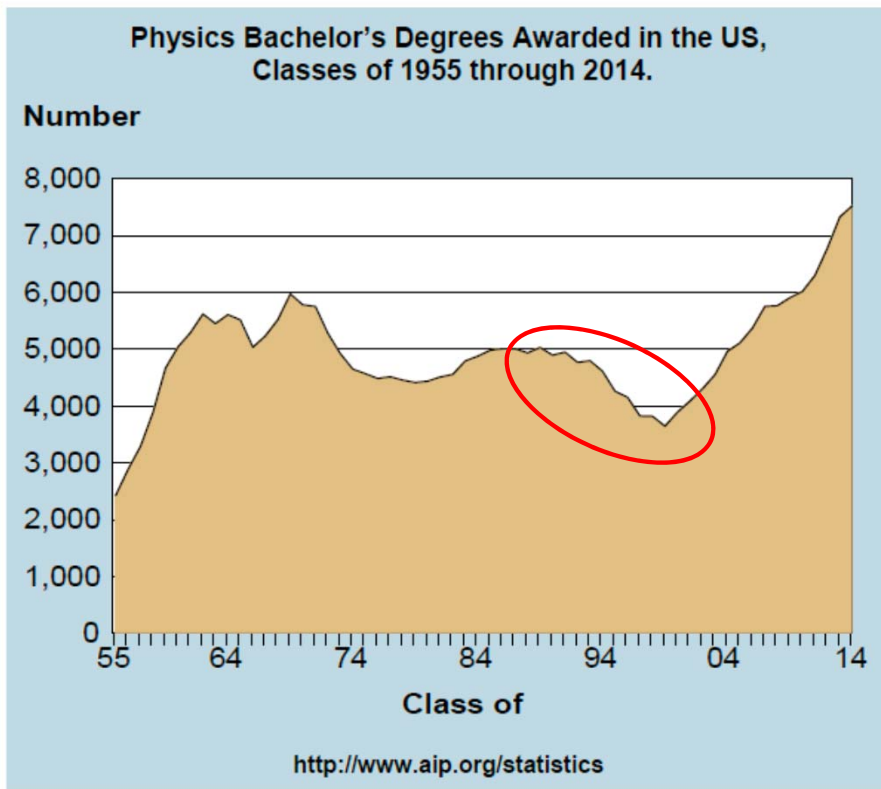


www.approachyouractions.com

...and awakening to responsibility

Discovering Physics Education Research

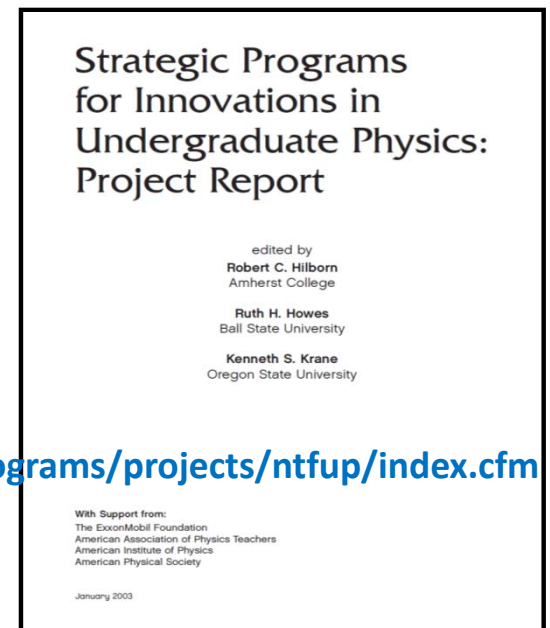
1999: National Task Force on Undergraduate Physics (NTFUP)



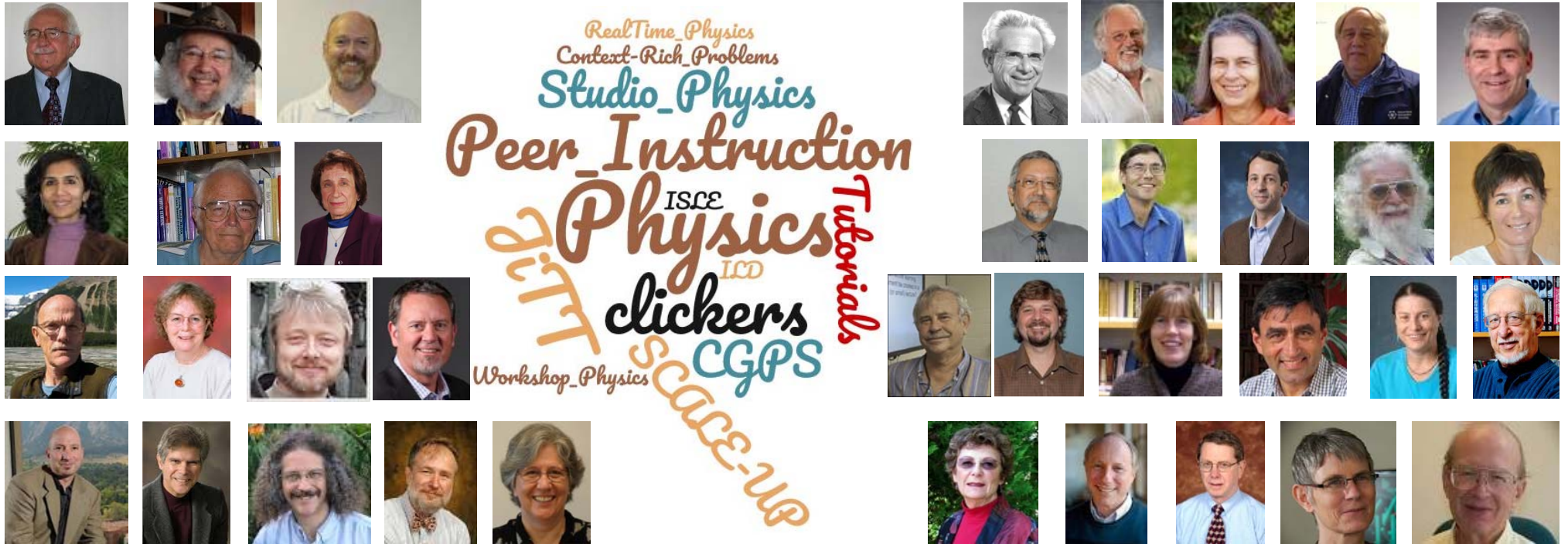
“Revitalization” of undergraduate physics programs

The *SPIN-UP* report

<http://www.aapt.org/Programs/projects/ntfup/index.cfm>



NTFUP brought close contact with PER specialists and their research



To continue to teach without using methods proven to be effective would constitute academic malpractice.

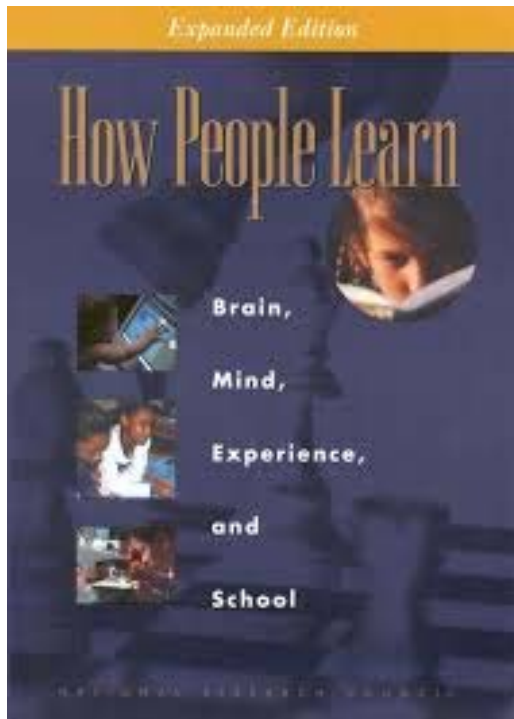
Learning



zapytaj.onet.pl/CBOSZ

...and learning about learning

What the research tells us



Available for free at <https://www.nap.edu>

1. Teaching by telling doesn't work.
2. Algorithmic facility does not imply conceptual understanding.
3. Novice learners have preconceptions which must be specifically addressed in order to change them.
4. Scientific reasoning is not inborn.
5. The map is not the territory, and map-reading is not inborn either.
6. Understanding requires organizing knowledge in a way that facilitates application; this must be explicitly taught.

With abundant thanks to Lillian McDermott, see *Am. J. Phys.* **61**, 295 (1993)



Teaching by telling doesn't work

But I learned that way!

- No, you engaged with the material--doing homework problems, working through lecture notes, discussing with peers, questioning your comprehension, confronting difficulties and resolving them
- Even if you had learned that way, *your students are not you*. Only 5% of physics majors become physics professors, and the fraction of “younger you” in an intro physics class is even smaller.

But I tell my students the correct physics, and they succeed in the course!

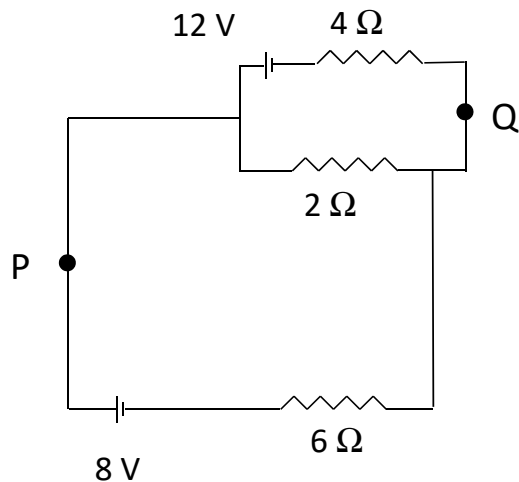
- Have you asked them to explain what they understand, or is the exam your only measure?
- Are they able to apply ideas in a variety of contexts? How do you know?

Algorithms \neq understanding

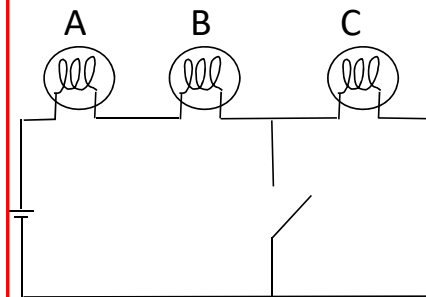
Students can learn to solve standard quantitative problems without understanding the concepts behind them.

39% of students in a Harvard physics class did substantially *worse* on this question!

Calculate the current in the $2\text{-}\Omega$ resistor and the potential difference between points P and Q .



If the lightbulbs are identical, do the following increase, decrease, or stay the same when the switch is closed?



- Intensity of bulbs A and B
- Intensity of bulb C
- Current in circuit
- Voltage drop across each bulb

From Eric Mazur, see *Peer Instruction: A User's Manual*



Students are not blank slates



Students have mental models about how the world works; these must be specifically addressed in order to change them. www.emergentman.com

A large truck collides head-on with a small compact car.
During the collision

- A. the truck exerts a greater amount of force on the car than the car exerts on the truck.
- B. the car exerts a greater amount of force on the truck than the truck exerts on the car.
- C. neither exerts a force on the other, the car gets smashed simply because it gets in the way of the truck.
- D. the truck exerts a force on the car but the car does not exert a force on the truck.
- E. the truck exerts the same amount of force on the car as the car exerts on the truck.



From the FCI: Hestenes, Wells & Swackhamer, *Phys. Teacher* **30** (1992)

Students are not blank slates

Novice learners have preconceptions which must be specifically addressed in order to change them.

A large truck collides head-on with a small compact car.
During the collision

A. the truck exerts a greater amount of force on the car than the car exerts on the truck.



www.emergentman.com



Kingsport Times-News

Before instruction 75-80% of students choose A.

After traditional instruction ~65% of students still choose A!

From the FCI: Hestenes, Wells & Swackhamer, *Phys. Teacher* **30** (1992)

Scientific reasoning is not inborn.

Scientific reasoning involves multiple higher-order thinking skills

- Systematic hypothesis-testing
- Drawing conclusions based on valid evidence
- Thinking in terms of abstractions or symbols
- Thinking in terms of proportions and probabilities
- Thinking about multiple variables or dimensions at once

This does not come automatically!





Scientific reasoning is not inborn.

Scientific reasoning is often absent in everyday life





...with a few exceptions



The map is not the territory


The map is not the territory, the word is not the thing it describes.

Alfred Korzybski




The map is not the territory

Map



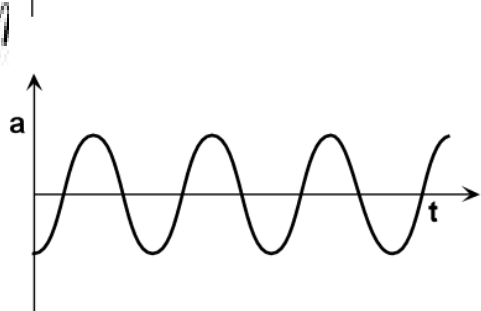
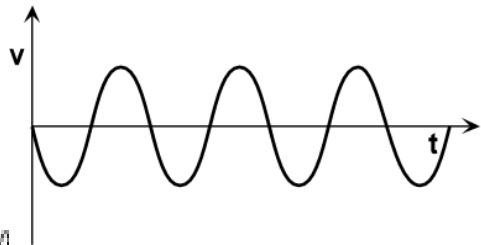
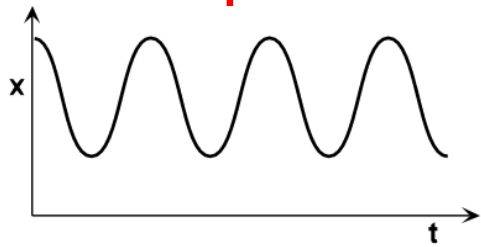
Territory



The map is not the territory

Map-reading isn't inborn either

Map



Territory



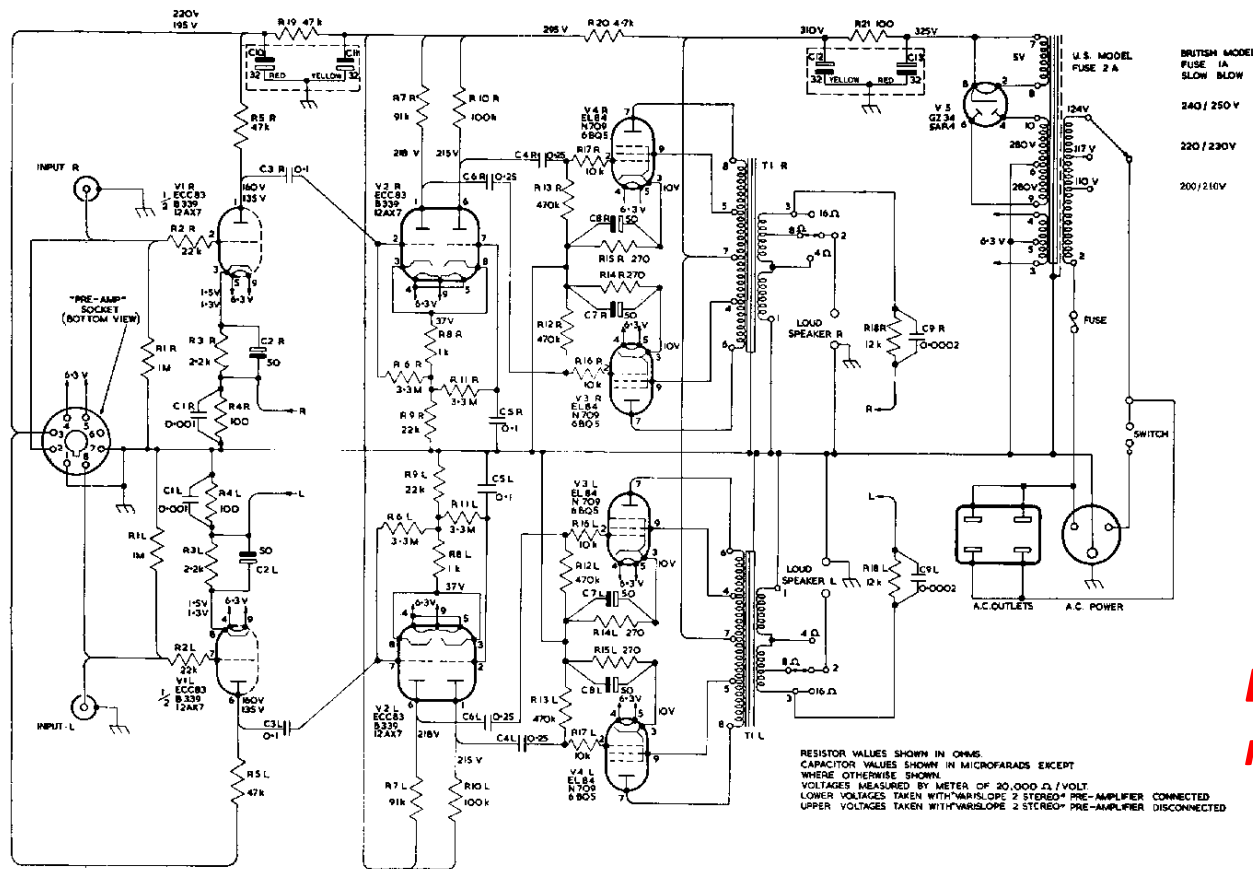
Knowledge organization is not automatic

Facts (and equations) are not knowledge--understanding requires *organizing* knowledge in coherent way.



Gisela Kasoy

Knowledge organization is not automatic



CIRCUIT DIAGRAM

Expert (but not novice) electronics technicians reproduced large portions of diagram after exposure of a few seconds

Experts organized diagram into “chunks,” e.g. “amplifier,” “filter”



Experts could not reproduce a random collection of elements

Egan & Schwartz, *Memory & Cognition* 7 (1979)


What else PER gives us

Content knowledge is not enough—we also need *pedagogical content knowledge*

- Student difficulties
- Student mental models
- Effective instructional strategies for a particular concept
- Assessment methods



Doing



...and doing better


Evidence-based practices I have adopted (so far)

- **JiTT**
 - Knowledge transfer before knowledge use
 - Advance warning of what students struggle with
 - Students feel their concerns are heard
- **Peer instruction**
 - Frequent application of concepts
 - Immediate feedback (do they get it?)
 - Resets attention span
- **Tutorials**
 - Scaffolding for guided reasoning
 - Address preconceptions explicitly
- **PhET**
 - Explore dependence on parameters

Evidence-based practices I have adopted (so far)

- **Studio physics**
 - Most class time spent working in small groups to apply concepts
 - “All of us are smarter than any of us”
 - “Whenever we don’t understand, we explain to each other”
- **Cooperative group problem-solving (Minnesota model)**
 - Groups can solve more complex problems than individuals
 - Context-rich: estimation, assumptions, sense-making
- **Design from learning goals**
 - What do I want the students to be able to do?
 - What class activities will lead to my desired outcomes?
 - How will I tell if I have succeeded?

Doing more




...and doing more for more students

Getting my colleagues on board

Goals:

- All introductory physics courses to be taught using research-validated interactive engagement methods
- Common experience and expectations for all students in each course
- Teamwork to reduce duplication of effort
- Improved learning outcomes

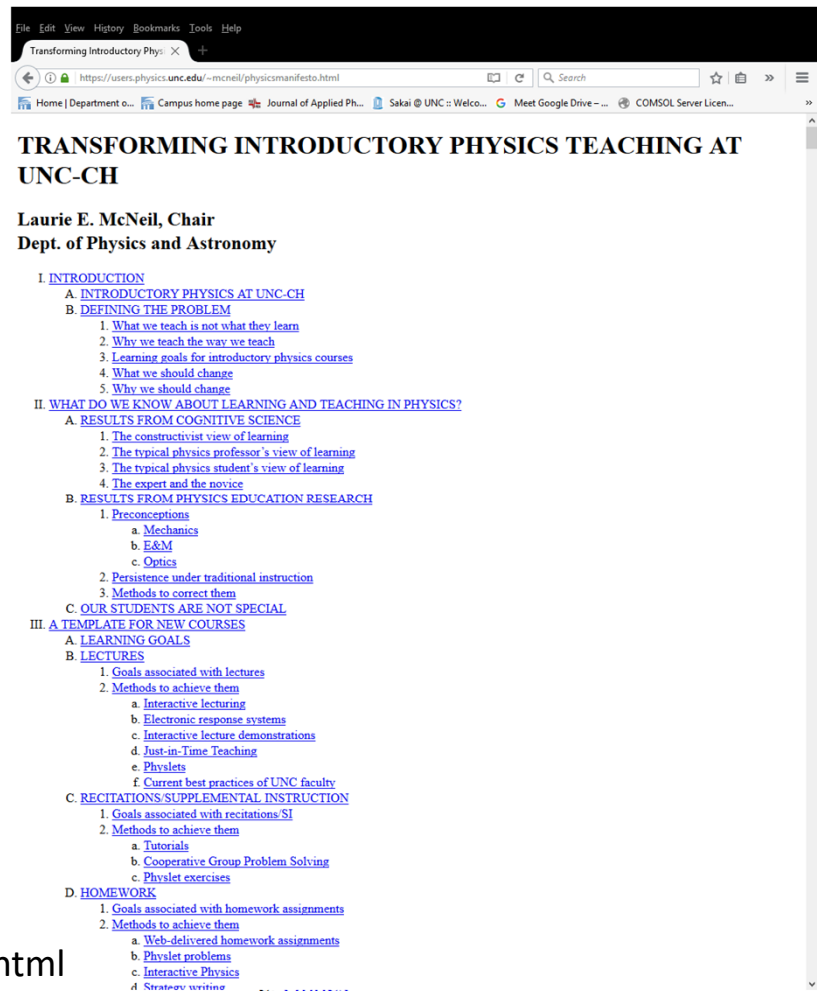


What it took

- One “physics manifesto”
- Two NSF grants
- Judicious use of teaching assignments
- Four PER/AER colleagues
- Building a library of activities
- Ten years

“Physics Manifesto”

<https://users.physics.unc.edu/~mcneil/physicsmanifesto.html>



What else it took



What we have now: Lecture/Studio model

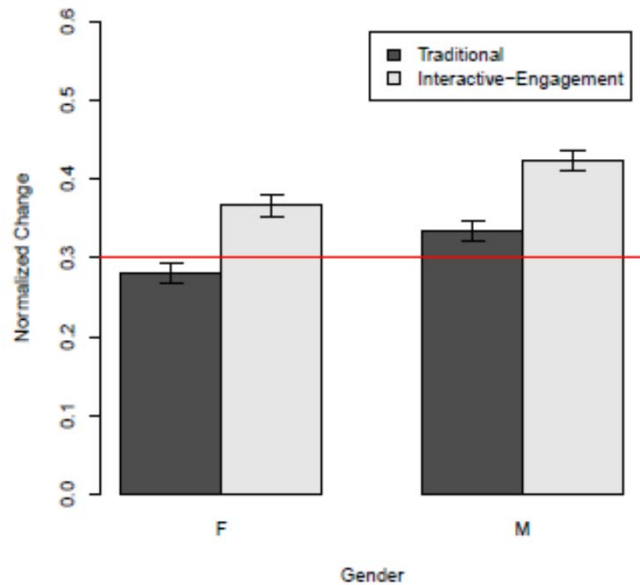
Weekly cycle:

- Reading assignment with quiz, including “what was confusing?” (*JiTT*)
- Class meetings (two sets each week)
 - Interactive lecture (all students) (*Peer Instruction*)
 - Studio session (multiple sections, 1 instructor per 30 students)
(*Tutorials, Cooperative Group Problem Solving*)
- End-of-chapter HW (web-based, autograded)

Exams include conceptual and quantitative questions

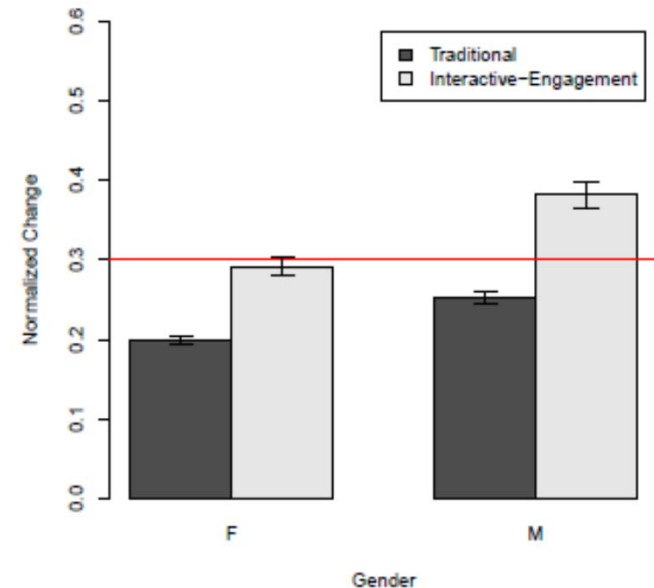


What we have now: Lecture/Studio model



IPPS

FCI and CSEM
pre/post
learning change



IPLS


Learning gains on concept inventories are now significantly higher, with no loss of problem-solving ability!

Studio activities for IPLS

Absorption and Fluorescence

Introduction

The energy in a molecule is *quantized*, meaning it can only have certain discrete values and not any values in between. Thus a molecule can only absorb and emit energy in amounts equal to the difference in energy between two allowed states. Since the energy of a photon (in electron volts) is related to its wavelength (in nanometers) by $E = hc/\lambda$ (where h = Planck's constant and c = speed of light and $hc = 1240$ eVnm), this means that a molecule will only be able to absorb specific wavelengths of light. The color we perceive in a material (biological or otherwise) is determined by the wavelengths of light that it absorbs (and the wavelengths it does *not* absorb). Specific biomolecules absorb specific wavelengths of light, resulting in a variety of biological effects from photosynthesis to concealment.



Learning Goals

At the end of this activity, you should be able to...

- Relate the perceived color of an object to its absorption spectrum.
- Explain why the emission wavelength is larger than the absorption wavelength in a fluorescence process (Stokes shift).
- Using the transmission spectrum of the eye lens and the absorption spectra of the visual pigments, determine the range of wavelengths that an organism can perceive.
- Relate absorption and emission wavelengths to differences in energies of quantum states.

Newton's Laws: Jumping Grasshoppers 2

Introduction

This activity is a follow-up to Grasshoppers 1, and expands upon that activity in two ways. First, while Grasshoppers 1 explored the forces on a grasshopper during a *single* jump, today's activity will compare key dynamical features such as mass, maximum force, and maximum jump distance across *multiple* jumps. Second, while in Grasshoppers 1 we assumed that the grasshopper jumped straight upward, in today's activity we will explore a grasshopper jump in two dimensions, allowing us to draw conclusions about jump distances.



Learning Goals

After completing this studio, you should be able to...

- Analyze the motion of connected objects.
- Apply Newton's laws to reason about the changes in the maximum jump distance of a grasshopper.

A. Exploration 1: Deducing position from velocity, and taking a graphical perspective

First, some unfinished business from Grasshoppers 1, we will use numerical integration again, this time to find the position of the grasshopper from its velocity.

1. Complete the blanks in the following sentences:
 - a. $v(t)$ is the (1) of $a(t)$, so to get $v(t)$ we need to look at the (2) of the $a(t)$ graph.
 - b. $y(t)$ is the (3) of $v(t)$, so to get $y(t)$ we need to look at the (4) of the $v(t)$ graph.

Fluid Dynamics III: Reynolds Number

Introduction

The motion of an object in a fluid is controlled by its *Reynolds number*, a dimensionless quantity that is the ratio of the inertial forces acting on the object to the drag forces it experiences. For a sphere of diameter d moving at speed v the Reynolds number can be expressed as:

$$Re = \rho v d / \eta$$

where ρ is the density of the fluid and η is its viscosity (sometimes called its *dynamic viscosity*).

Learning goals

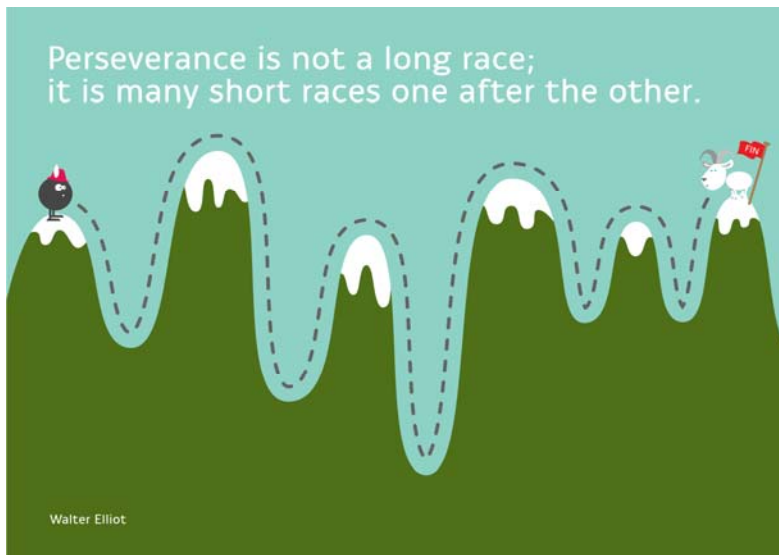
After completing this activity, you should be able to...

- Calculate the Reynolds number for a particular fluid and flow speed, using parameters provided.
- Use the Reynolds number in a particular situation of fluid and flow speed to determine whether inertial or drag forces dominate.
- Specify and calculate the forces on a sphere moving in a fluid, including the drag force.
- Use Newton's laws and the drag force to determine the terminal speed of a sphere falling in a fluid.
- Apply dynamic scaling to determine appropriate values of size, speed and viscosity for a scale model.
- Describe the motion of an organisms in a fluid under conditions of very low Reynolds number.



Guidance for your journey

- Your students are like everybody else's students
- Try one or two things at first
- Persevere



Guidance for your journey

- Don't reinvent the wheel



James Steidl

...or the flat tire



Laura Tiger

Guidance for your journey

- Steal from the best
- Implement methods *in their totality*
- Novel isn't always better



photo by ROMULO YANES



Johnsonville.com



<https://static1.squarespace.com>

L'envoi

Teach like a scientist--you owe it to your students and to your own professionalism.

Do your “very goodest”--carry out your teaching duties as effectively as your circumstances allow—and they allow a lot more than you may think.



One must learn by doing the thing; though you think you know it, you have no certainty until you try.

Sophocles (Women of Trachis)

